

Customer Name: _____ Date: _____

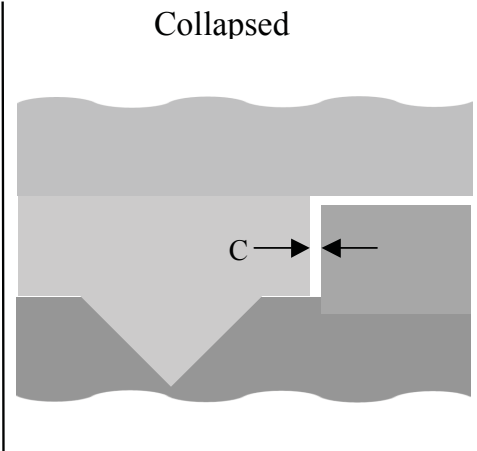
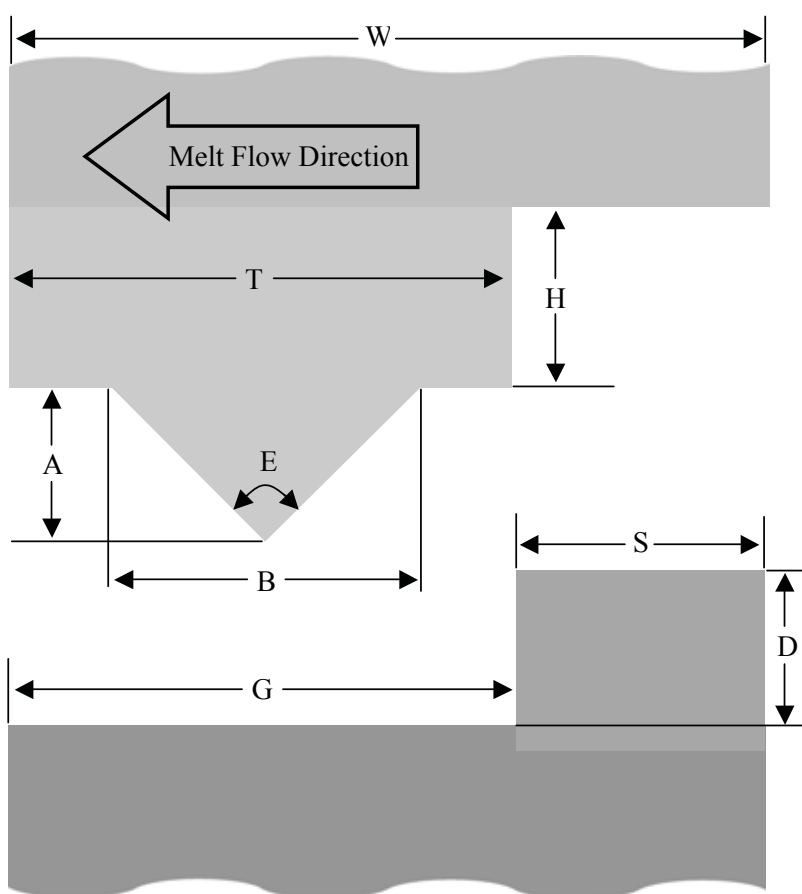
Application Number: _____ Revision: _____

Project: _____

Material: _____

Prepared By: _____ Email: _____

	Dimension	General Guidelines	Recommended Size
W	Wall Thickness	Minimum 0.060"	
B	Energy Director Base Width	W/4 to W/5	
A	Energy Director Height	B/2 or 0.866B	
T	Energy Director Wall Width	2/3 W	
H	Energy Director Wall Height	2/3 W	
G	Step Width	T + 0.002" to 0.004"	
D	Step Depth	H + 0.001"	
S	Step Side Wall Width	Minimum 0.020"	
C	Clearance	0.002" to 0.004"	
E	Energy Director Angle	60° or 90°	°




www.dukcorp.com/us • e-mail: ussales@dukcorp.com



--

Part Name/Description



Use this grid to sketch the specific part design showing joint dimensions and location.