

Staking Configuration Low Profile Hollow Boss

Customer Name: _____ Date: _____

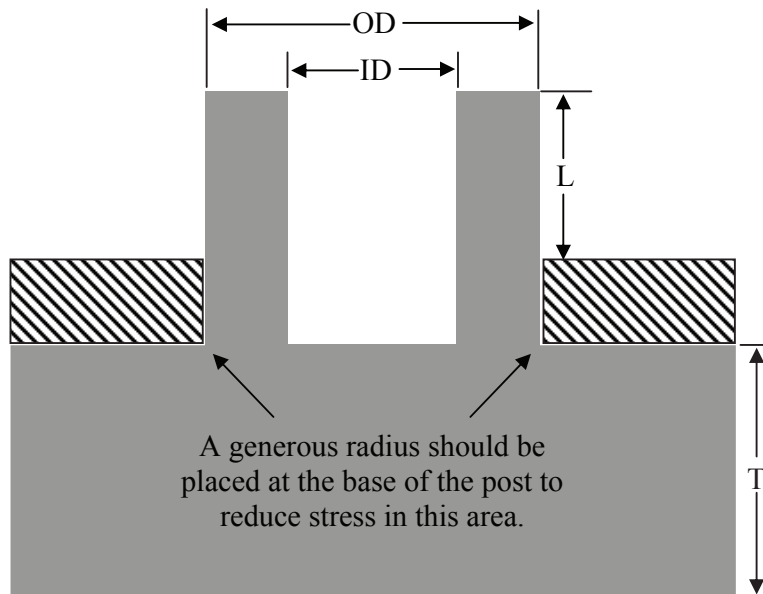
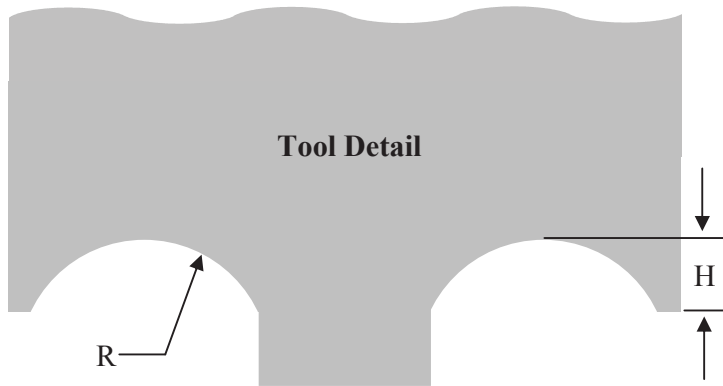
Application Number: _____ Revision: _____

Project: _____

Material: _____

Prepared By: _____ Email: _____


	Dimension	General Guidelines	Recommended Size
OD	Post Outer Diameter	> 0.156" (3.96mm)	
ID	Post Inner Diameter	~0.5OD	
L	Post Length	$0.4587R(ID + 2R) / (ID + 0.75R)$	
T	Wall Thickness	< 2 OD	
R	Dome Detail Radius	$1.5(OD - ID)$	
H	Dome Detail Height	0.333R	



The low profile hollow boss staking configuration is generally used when a strong, short formed detail is required on a part with a thin wall.


The boss is hollow to prevent sink marks from forming on the opposite side of the wall during molding of the large post.

The low profile hollow boss detail generally has a very nice appearance.



Collapsed

Part Name/Description



Use this grid to sketch the specific part design showing joint dimensions and location.